

# DELTA S12

## SAFETY VALVE

The spring-loaded full-stroke safety valve APV S12 is approved for use with fluids and gases. It is installed wherever vessels or tanks need to be safeguarded against excess pressure in the dairy, beverage and brewing industries, as well as in the chemical and pharmaceutical sectors.

### Characteristic

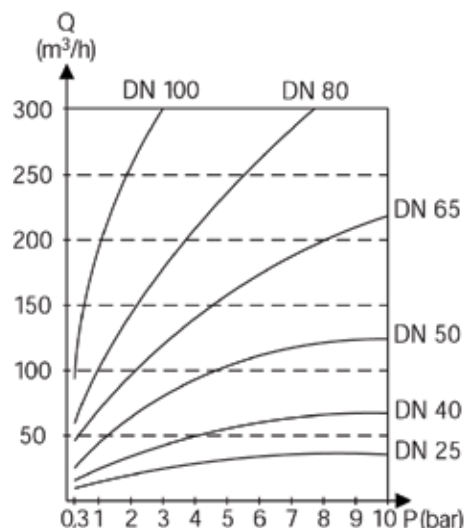
The TÜV-approved safety valve meets the requirements of the Pressure Equipment Directive 97/23/EU, succeeded the corresponding EU design audit and QS system investigations and complies with the respective AD2000 regulations. Moreover, the valves have a valid TÜV type-test approval mark.

### Features and benefits

- Surface roughness of the product-contact supply line is  $Ra < 0.8 \mu\text{m}$ . Hygienic design.
- Pneumatic seat lifter for easy and quick cleaning.
- Reconstruction from manual to pneumatic seat lifting is simply possible.
- Seat lifter can also be used for remote controlled function check. Valve position indication via proximity switch.
- Gasket replacement possible without removing the lead seal. No need to return the valve to the factory.
- Name plate stating TÜV type-test approval number with year, set pressure, etc.
- CIP nozzle is inside the CIP-cleaning adapter (option).
- Easy maintenance.

### Option

- Manual seat lifter



### Medium:

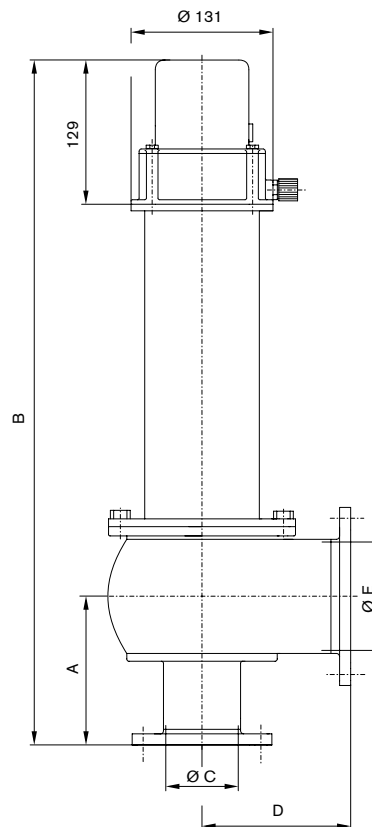
Water ( $T=20^{\circ}\text{C}$ ) type-test approved in accordance with AD2000  $\alpha=0.49$ .

## Technical data

Sizes	DN25-DN100
Product wetted parts	316L, 1.4404 (DIN EN 100888)
Max. temperature	EPDM, HNBR: 135 °C - short-term: 140 °C VMQ, FPM : 135 °C - not suited for hot water and steam <b>Option:</b> FPM steam-resistant
Control air pressure for seat lift cylinder	min. 6 bar, max. 10 bar
Valve housing, housing cover and connecting flange	APZ 3.1 according to DIN 10204

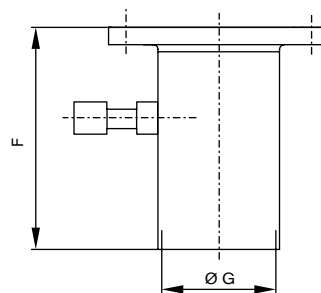
## Dimensions in mm

DN	A	B	ØC	D	ØE
25	96	468	26	96	50
40	109	531	38	109	66
50	122	565	50	122	81
65	135	622	66	135	100
80	154	697	81	157	125
100	174	729	100	177	150



## S12 CIP cleaning adapter

DN	F	Ø G
25	140	38
40	99	38
50	99	50
65	99	66
80	99	81
100	99	100



S12 CIP REINIGUNGSADAPTER

SPX Flow Technology, Zechenstrasse 49, D-59425 Unna, Germany

P: +49 (0) 23 03/ 108-0 F: +49 (0) 23 03 / 108-210

**SPX**

SPX reserves the right to incorporate our latest design and material changes without notice or obligation.

Design features, materials of construction and dimensional data, as described in this bulletin, are provided for your information only and should not be relied upon unless confirmed in writing. Please contact your local sales representative for product availability in your region. For more information visit [www.spx.com](http://www.spx.com).

The green ">" is a trademark of SPX Corporation, Inc..

APV-8014-GB Version: 02/2015 Issued: 07/2015

COPYRIGHT © 2004, 2015 SPX Corporation