


SHP

SERO
PumpSystems




High Pressure Pump SHP.

Exceptional Process Safety at High Pressures.

- Low Flow and High Heads
- Low NPSH requirements
- Incorporating many API features
- Rugged multi-stage pump with barrel design

Secure delivery of low flows at high heads.

The new Generation of Side Channel Pumps.



Construction

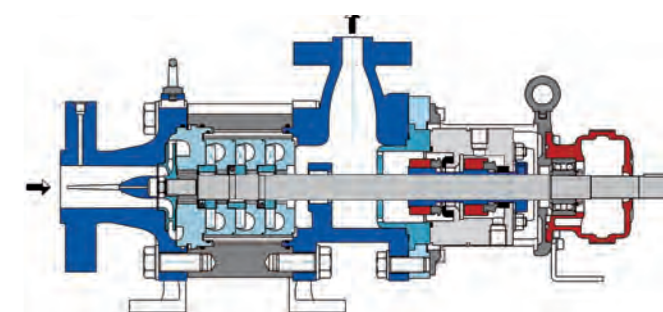
SHP 110	
Nozzle position	End suction: axial inlet (50 mm / 2 inches) Top discharge: radial outlet (25 mm / 1 inch)
Flanges	ASME B 16.5 – 900 lbs RF or DIN EN 1092.1 – PN 100
Shaft seal	<ul style="list-style-type: none"> • High Performance magnetic drive with Titanium can, MAWP 100 bar • Standard magnetic drive • Mechanical cartridge seal single or dual – for max. 100 bar (based on API 682) – according to API 682 – industrial standard
Bearing (Hydraulic end)	Solid, metal-jacket resin-impregnated carbongraphite
Bearing	<ul style="list-style-type: none"> • Medium lubricated axial-radial bearing unit in solid silicon carbide design plus two grease-lubricated single-row radial ball bearings (for magnetic drive) • Two solid angular ball bearings, lifetime grease-filling (for mechanical seal)
Direction of rotation	counterclockwise (seen from drive-end)

Operating data

SHP 110	
Flow rates	0,4 to 8,5 m ³ /h
Heads	up to 1200 m
Speed	up to 3600 1/min
Temperature	-20 °C up to +150 °C
Nominal pressure	100 bar
NPSH	0,2 up to 1,2 m

Features

- 1 Heavy duty pressure casings meet the API 610 nozzle load standard or DIN EN standards
- 2 Different shaft sealing options are available. Cartridge seals single or dual or magnetic drive. Also available according to API 682 or 685.
- 3 Due to special suction stage speed-independent NPSH-values of 0,2 m are achievable
- 4 The materials of all wetted parts are according to API 610. The pumps can be tailor-made in the material classes S-6, S-8, C-6 and A-8 with shortest lead times
- 5 The new high performance hydraulics is pulsation free. The SHP is not self priming, but nevertheless medium percentage of entrained gas in the liquid stream are handled permanently
- 6 The barrel is also an option for lower system pressures and ensures highest operational safety. The inner of this secondary containment normally is dry and sealed with O-rings. It can be monitored with a pressure gauge.



SERO PumpSystems GmbH
 Industriestraße 31
 74909 Meckesheim, Germany
 Phone: +49 6226 9201-0
 Fax: +49 6226 9201-55

Material Specification

	S-6	S-8	C-6	A-8
Casings	A216 Grade WCB	A216 Grade WCB	A487 Gr CA6NM	A351 Gr CF3M
Inner stage casings	A743 Gr CA6NM	A743 Gr CF3M	A743 Gr CA6NM	A743 Gr CF3M
Impeller	A743 Gr CA6NM	A743 Gr CF3M	A743 Gr CA6NM	A743 Gr CF3M
Shaft	A276 Gr 420	A479 Gr 316L	A276 Gr 420	A479 Gr 316L
Pressure sleeve (inner barrel)	EN 10220 – Material code 1.0580	EN 10220 – Material code 1.4571	EN 10220 – Material code 1.4571	EN 10220 – Material code 1.4571
Jacket housing (outer barrel)	A216 Grade WCB	A216 Grade WCB	A216 Grade WCB	A216 Grade WCB
Bearing bracket and lantern	A216 Grade WCB	A216 Grade WCB	A216 Grade WCB	A216 Grade WCB

Performance field

