

APV Homogenizer Rannie 132T / Gaulin

Introduction

The Rannie 132T / Gaulin 132T homogenizer, a positive displacement triplex, reciprocating plunger pump, is fitted with an application-specific homogenizing valve assembly: single-stage with hydraulic actuation.

The Rannie 132T / Gaulin 132T homogenizer incorporates a durable slow-speed power end that reduces vibration and noise. Easy access to the hydraulic actuation system, lubrication oil and other auxiliary systems simplifies maintenance saving time and money. Liquid end options include a three-piece valve housing (Rannie) or a mono-block design (Gaulin).

Design features of both the Rannie and Gaulin simplify routine maintenance. Materials for plungers, packings, pump valves, valve seats and seals are custom-selected for your application. SPX FLOW engineers will work with you to optimize the configuration for your specific application.

STANDARD OPTIONS

- Two-stage hydraulic valve actuation (HVA)
- Single-stage automatic hydraulic system (AHS)
- Two-stage automatic hydraulic system (AHS)
- Pulsation dampener(s) on inlet and outlet
- Aseptic cylinder design
- High-pressure outlet
- Inlet pressure gauge
- Plunger lubrication control package
- Micro-Gap homogenizing valve
- Tungsten carbide homogenizing valve
- Square plunger seals and ceramic plungers (Rannie valve housing only)
- External cooling fan/main motor
- Motor starter
- Control cabinet, stainless steel
- Thermostat/oil temperature

SPECIAL OPTIONS

- Acid-proof cylinder (Gaulin valve housing only)
- Ceramic plungers with U- or V-rings
- Explosion-proof design
- Electropolished wettables
- High-temperature design
- Flow switch - power end cooling
- UFO - Unit for Filtration of Oil



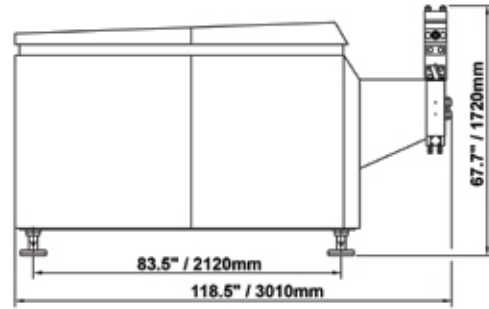
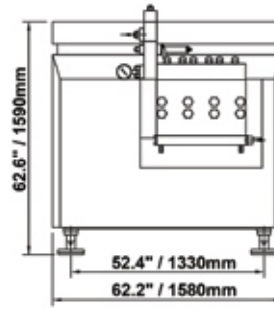
Rannie three-piece valve housing



Gaulin mono-block design

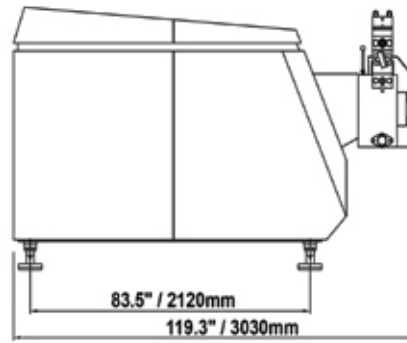
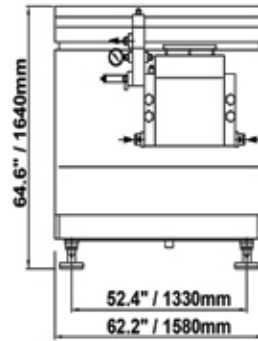
**RANNIE/THREE-PIECE VALVE HOUSING
POPPET AND BALL TYPE VALVES**

TYPE	MAX. CAP./MAX. PRESS.	
	GPH (LPH)	PSI (BAR)
85.140	5,810 (22,000)	2,900 (200)
75.140	4,490 (17,000)	3,625 (250)
70.140	3,910 (15,000)	4,300 (300)
60.140	2,905 (11,000)	5,800 (400)
50.140	1,980 (7,500)	8,700 (600)
42.140	1,350 (5,100)	11,600 (800)
38.140	1,060 (4,000)	14,500 (1,000)



GAULIN/MONO-BLOCK DESIGN

TYPE	MAX. CAP./MAX. PRESS.	
	GPH (LPH)	PSI (BAR)
POPPET TYPE VALVES		
3.0	5,150 (19,500)	3,000 (210)
4.3	3,435 (15,000)	4,300 (300)
5.8	2,905 (11,000)	5,800 (400)
BALL TYPE VALVES		
3.0	5,020 (19,000)	3,000 (210)
4.3	3,300 (14,500)	4,300 (300)
5.8	2,775 (10,500)	5,800 (400)
8.7	1,950 (7,400)	8,700 (600)



DIMENSIONS (SINGLE STAGE)

DIMENSIONS PACKED IN A CRATE LXWXH IN (CM)	CUBIC MEASURE FT ³ (M ³)	GROSS WEIGHT IN A CRATE INCL. MOTOR LB (KG)
124.4 X 82.2 X 77.2 (311 X 178 X 193)	377.9 (10.7)	12,570 (5,700)

