

# DELTA DE3

## VALVE FAMILY

### The DELTA DE3 double valve family

#### consists of

- The standard DELTA DE3 valve
- The change-over version DELTA DEU3
- The tank-outlet version DELTA DET3



It combines all the advantages of a modern mix proof valve: Water hammer safe, low leakage design as well as easy service and maintenance. The DELTA DE3 is EHEDG approved. For applications that do not require a seat lifting device, the DELTA DE3 provides a cost effective alternative to the advanced technology of the DELTA DA3+ valve.

#### Characteristics

The DELTA DE3 valve is designed for hygienic applications, typically in the brewing, beverage and dairy industries as well as chemicals and pharmaceuticals.

#### Application Range

The DELTA DE3 valve family is perfect for installation into any hygienic process plant where safe separation of media from each other or from CIP fluid must be ensured. Any leakage that might occur is safely drained off to the atmosphere, which makes it easy to identify leakages.

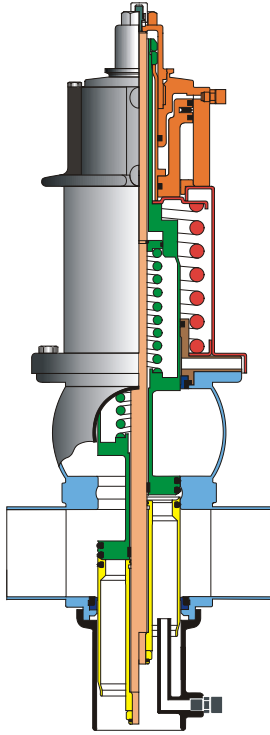
The inside surfaces are cleaned during pipe cleaning and the leakage chamber is cleaned by the built-in spray nozzle.

### Features and Benefits

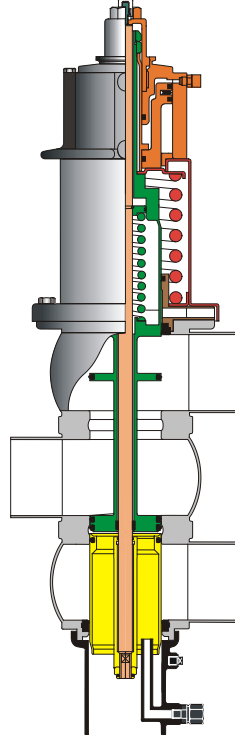
- Two independent seat sealing arrangements and separation cavity with discharge to atmosphere.
- Upper and lower valve shaft can be cleaned as well
- No sump or dome due to the smooth ball shaped valve housing design. This ensures easy cleanability and short cleaning time
- Safe against water hammer. Balanced upper and lower valve shafts maintaining the integrity of the valve even in case of a water hammer.
- Minimized operating leakages. The limited residual fluid trapped between the seat and the valve shafts drains off to the atmosphere via the leakage cavity only when the valve closes.
- The neutral area between the two valve seats is efficiently cleaned by means of a built-in spray nozzle
- No gap (crevice) between seal and seal groove where product could get trapped. Identification numbers are marked on profile seals prevent the installation of incorrect seals.
- Compact and ergonomic design facilitates installation and maintenance and the footprint, especially for the manifolds, is reduced
- The DELTA DE3 valve family is designed to be NC (Normally closed)
- No compressed air required for service.
- All seat seals, as well as shaft seals are identical, which means that inventory costs can be kept at a minimum
- Seal sizes are grouped over several valve sizes, for example same kit for group I (DN40, 50, 65 + 1,5", 2", 2,5", 3") group II (DN80, 100 + 4") and group III (DN125, 150 + 5", 6")
- The valve actuator is completely maintenance free and covered by a five-year APV guarantee

## Options

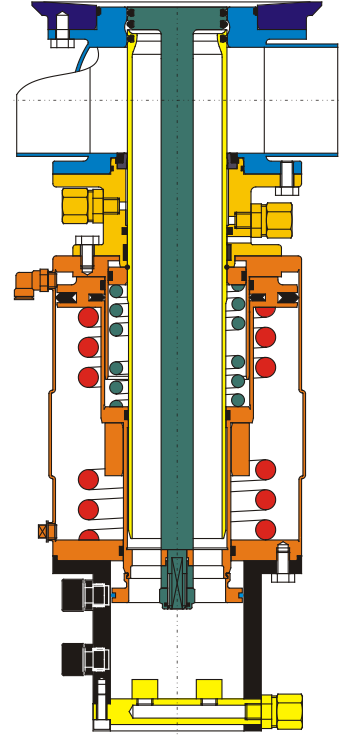
The balancer of the upper valve shaft and the outer surfaces of the lower valve shaft can be cleaned if necessary. This option is built into the standard valve but needs additional fittings to function. The extra fittings are easily mounted to the standard valve.



DE3



DEU3



DET3

## Control units

DELTA DE3 valves are optionally available with APV Control Unit technology for connection to the PLC system including Direct Wired, ASI-bus, Profibus or DeviceNet control alternatives.

TECHNICAL DATA	DE3	DEU3	DET3
<b>SIZES</b>	1.5"-4" + 6" OD TUBE DN40-DN150	1.5"-4" OD TUBE DN40-DN100	1.5"-4" OD TUBE DN40-DN100
<b>PRODUCT WETTED PARTS</b>	AISI 316L		
<b>NON-PRODUCT WETTED PARTS</b>	AISI 304 AND POLYPROPYLEN		
<b>SEAL MATERIALS</b>	STANDARD EPDM OPTIONAL FPM AND HNBR ALL ELASTOMER AND PLASTIC SEAL MATERIALS CONFORM TO THE FDA REQUIREMENTS		
<b>MAX. TEMPERATURE</b>	EPDM AND HNBR 135°C AND SHORT TIME 140°C FPM 135°C FOR OIL AND AIR (NOT RECOMMENDED FOR HOT WATER AND STEAM)		
<b>MAX. LINE PRESSURE</b>	10 BAR		
<b>MIN. CONTROL AIR PRESSURE</b>	6 BAR		
<b>MAX. CONTROL AIR PRESSURE</b>	10 BAR		
<b>MAX. TANK PRESSURE</b>	NA	NA	5 BAR



SPX reserves the right to incorporate our latest design and material changes without notice or obligation.

Design features, materials of construction and dimensional data, as described in this bulletin, are provided for your information only and should not be relied upon unless confirmed in writing. Please contact your local sales representative for product availability in your region. For more information visit [www.spx.com](http://www.spx.com).

The green ">" is a trademark of SPX Corporation, Inc..

APV-8000-GB Version: 05/2014 Issued: 02/2014

SPX Flow Technology

Zeichenstrasse 49, D-59425 Unna, Germany

Phone: +49 (0) 23 03/ 108-0 Fax: +49 (0) 23 03 / 108-210

COPYRIGHT © 2008, 2014 SPX Corporation