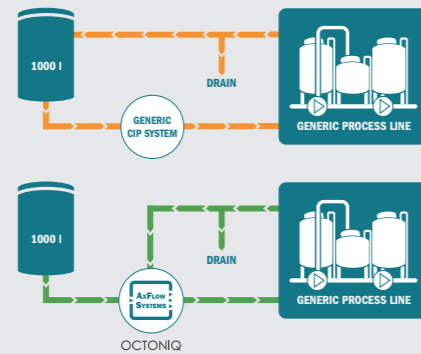




## SAVE UP TO 30% ON WATER, CHEMICALS AND ENERGY

GENERIC CIP		VS.	OCTONIQ	
Flushing	1000 liters		1000 liters	
Caustic circulation	1000 liters		System volume* +100 liters	
Flushing	700 liters		1000 liters	
Acid circulation	1000 liters		System volume* +100 liters	
Final rinse	1000 liters		1000 liters	

\*Example system volume = 650 liters



## EXAMPLE CALCULATION OF THE SAVINGS

### Assumptions for the calculation example

System volume	650 liters
ΔT caustic	50°C
ΔT acid	65°C
Water	€0,20 m <sup>3</sup>
Energy	€0,20 kW
Chemicals	€10,- liters

Generic CIP example	1000 liters
OCTONIQ	optimized

Once per day, 5 days a week,  
50 weeks per year

Water: 137.500 liters

Energy consumption: 9.246 kW

Chemicals: 2.063 liter

Savings: €20.625,-

## ACCESSORIES



### FLUID TANKS

OCTONIQ can be expanded with various sizes of fluid tanks for additional storage or preparation of cleaning and rinsing liquids. Thanks to its modular design, OCTONIQ can also be easily integrated into existing setups.



### VALVE MANIFOLD

The valve manifold ensures efficient and controlled distribution of CIP flows for cleaning multiple objects. Its hygienic construction supports a reliable and safe cleaning process.



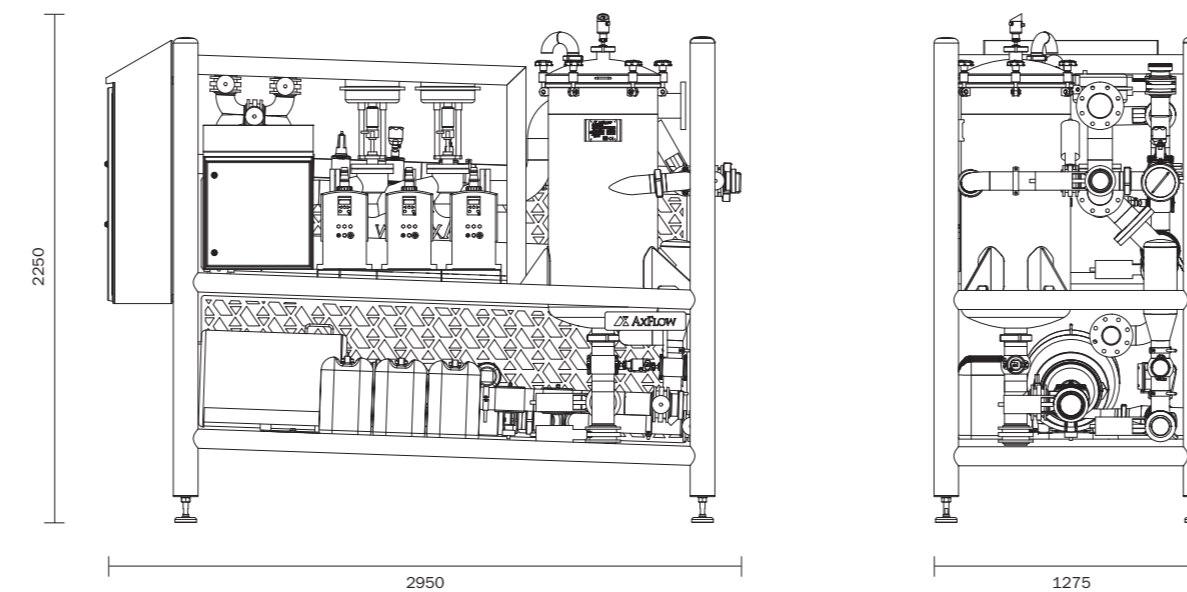
### CIP- TROLLEY

The compact CIP- trolley provides a mobile solution for performing CIP tasks. Equipped with the essential pump and connections, the trolley can be moved and used at various points within your installation.

## SPECIFICATIONS OCTONIQ

	OCTONIQ 40	OCTONIQ 65	OCTONIQ 100
Nominal pipe size	DN10..DN40	DN50..DN65	DN80..DN100
Nominal capacity	5,6 m <sup>3</sup> /hour	21 m <sup>3</sup> /hour	54 m <sup>3</sup> /hour
Nominal head	25 meters	35 meters	40 meters
<b>Required connections</b>			
Electrical connection	16A	32A	63A
Recommended steam capacity	600 kg/hour @ 5 Bar(g)	1560 kg/hour @ 5 Bar(g)	2370 kg/hour @ 5 Bar(g)
Steam connection	DN40 PN16	DN65 PN16	DN80 PN16
Compressed air	600 NL/hour ≥ 6 Bar(g)	600 NL/hour ≥ 6 Bar(g)	600 NL/hour ≥ 6 Bar(g)
<b>Material</b>			
Frame	SS 304	SS 304	SS 304
Buffer tank	SS 316	SS 316	SS 316
Pipping	SS 316	SS 316	SS 316
Seals	EPDM	EPDM	EPDM
<b>Communication protocol</b>			
	Ethernet	Ethernet	Ethernet

## DIMENSIONS



## Want to know more about how OCTONIQ can improve your process?

Go to [www.axflow.si](http://www.axflow.si) - our sales engineers will be happy to provide you with individual consultancy.




[www.axflow.si](http://www.axflow.si)

VIP Tehnika d.o.o. | Zgornji Duplek 30e | 2241 Spodnji Duplek | Tel: +386 2 684 00 60 | E-mail: vip.tehnika@siol.net

# OCTONIQ

## AXFLOW SYSTEMS CLEANING-IN-PLACE



\*VivateQ Finishing is a registered mark of VivateQ B.V.

ANL/5/EN/1336/0226

Clean. Intelligent. Precise.

# OCTONIQ

## AXFLOW SYSTEMS CLEANING-IN-PLACE

OCTONIQ, the modular Cleaning-In-Place (CIP) system from AxFlow Systems, cleans your installation efficiently and hygienically, without the need for disassembly. It reduces water, energy, and chemical consumption while offering maximum flexibility.

With more than 50 years of experience in process solutions, we combine proven technology with smart innovations in our revolutionary Cleaning-In-Place system: OCTONIQ.

### FLEXIBLE & FUTURE-PROOF

OCTONIQ is modular, making it easy to adapt or expand. The system is suitable for both small installations and large, multi-line production processes, in new as well as existing environments. New processes can be added without the need for additional cleaning systems or major modifications.

### EFFICIENT & SUSTAINABLE

Intelligent fluid management reduces water and chemical consumption by up to 30%, while inline heating rapidly brings the cleaning media up to temperature, saving energy. Smart rinsing strategies and shorter soaking times reduce cleaning cycles, enabling faster line start-ups and increased production capacity. Full automation with a user-friendly interface and central data logging minimizes manual work and reduces the risk of errors.

### HYGIENIC & TRACEABLE

OCTONIQ is designed in accordance with the latest EHEDG guidelines and features ViwateQ® Finishing. Self-draining pipes and tanks prevent stagnation and dead zones, reducing the risk of bacterial growth, while AISI 316L stainless steel extends system lifetime. All CIP processes are fully logged, including critical parameters such as temperature, concentration, and time, ensuring optimal traceability, quality control, and regulatory compliance.



OCTONIQ MARKET SEGMENTS:



CE



## ONE UNIT. EIGHT KEY BENEFITS. INFINITE CONTROL.

### Lower costs, higher profit

With OCTONIQ, you can save up to 30% on water, chemicals, and energy compared to conventional CIP systems.

### Always up-to-date software

OCTONIQ comes with updated software via online connectivity. Safe, efficient, and future-ready.

### Smart and hassle-free cleaning

Fully automated Cleaning-In-Place with logging of all parameters, giving you complete control over performance at all times.

### Built to last

Robust construction in accordance with AxFlow quality standards. Designed to EHEDG guidelines and finished with ViwateQ® Finishing.

### Scales with your success

OCTONIQ is a modular system that grows effortlessly with your process or facility.

### European and sustainable production

OCTONIQ is manufactured in the Netherlands with low CO<sub>2</sub> footprint. Sustainable and responsible.

### Maintenance made easy


Smart accessibility makes service on OCTONIQ fast and cost-efficient.

### An expert always nearby

Benefit from AxFlow's European service network, technical support, and fast delivery of components from our Distribution Center.

## COMPONENTS

- |                        |   |
|------------------------|---|
| 1 Suction connection   | 11 Instruments:                                     |
| 2 CIP pump             | A Temperature sensor                                |
| 3 Flow meter           | B Conductivity sensor                               |
| 4 Heat exchanger       | C Turbidity sensor                                  |
| 5 Buffer tank          | 12 Electrical control cabinet                       |
| 6 Chemical injection   | 13 Pneumatic control cabinet                        |
| 7 Chemical pump        | 14 Steel/SS steam components                        |
| 8 Discharge connection | 15 Sight glass in inlet                             |
| 9 Return connection    | 16 Communication with external systems via Ethernet |
| 10 Return to tanks     |   |



● = Standard ● = Optional